

# PA11 Carbon Fiber

## TECHNICAL DATA SHEET



# | PA11 Carbon Fiber

## General description

PA 11 Carbon Fiber is a bio-derived (castor oil) powder composite material based on Polyamide 11 enhanced with Carbon Fiber for better performance and rigidity. It features a high strength-to-weight ratio and high thermal properties. Its well-balanced profile of mechanical and thermal properties while maintaining good impact strength makes it one of the strongest and most versatile materials available on the powder market dedicated to SLS printing technology.

## Features:

- Best tensile and flexural strength
- Best thermal resistance
- Good impact resistance
- High stiffness
- Good elongation at break
- Good surface quality
- Good chemical resistance

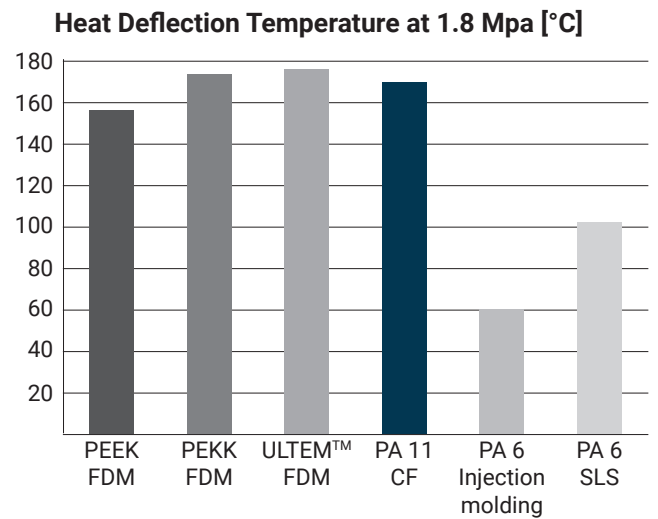
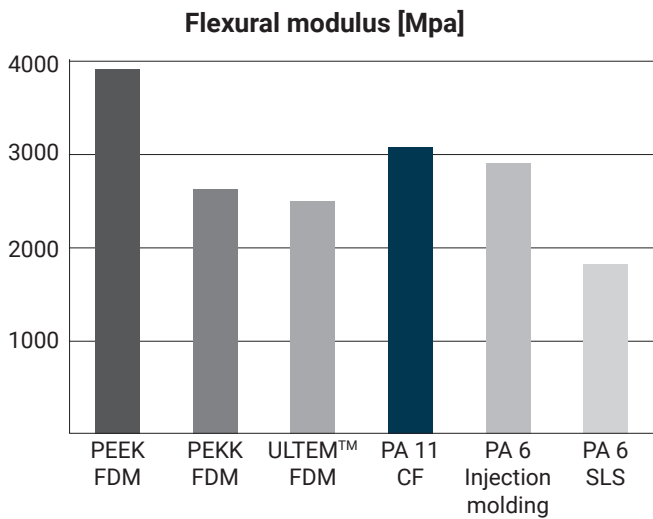
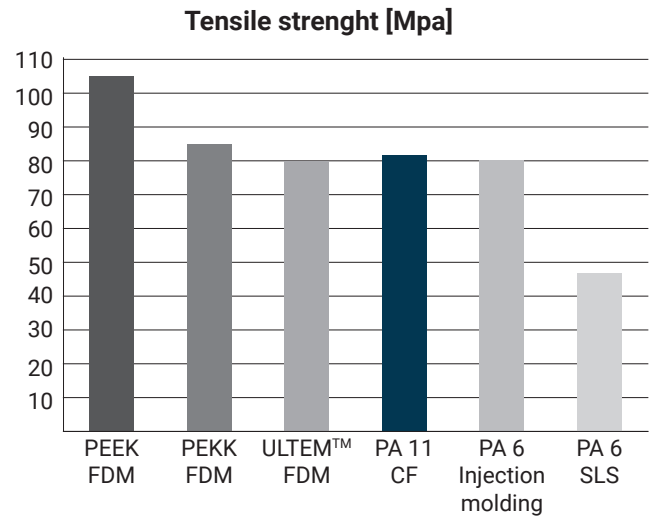
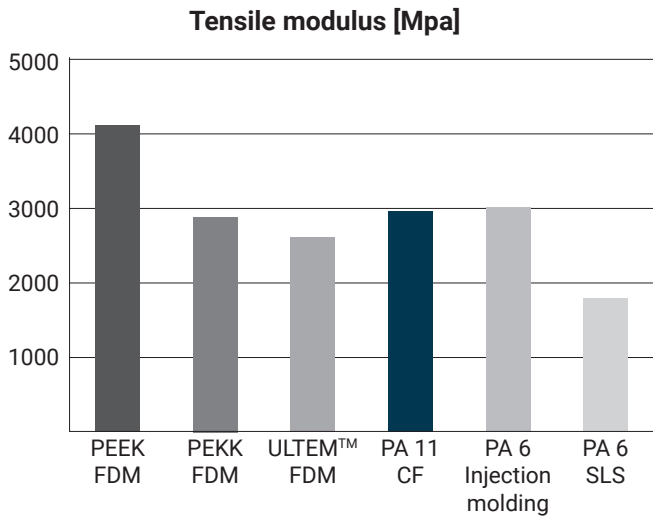
## Applications:

- Automotive (high performance parts, metal replacement parts)
- Universities/labs (mechanical, composites)
- Extreme applications (motorsports, lightweight structures, temperature)
- Maintenance and Repair
- Medical - prosthesis
- Aerospace models

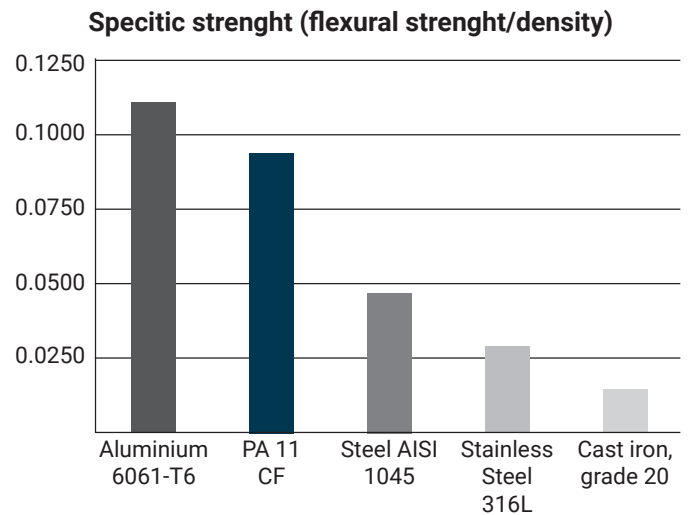
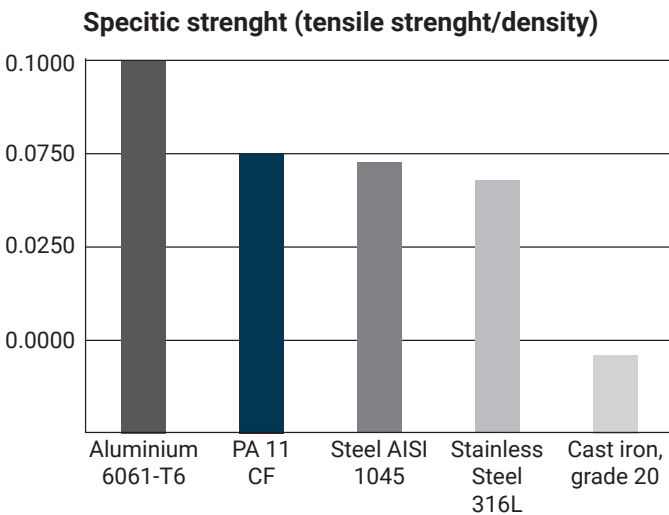


# PA11 Carbon Fiber

## Comparison to high-performance materials



## Comparison to metals



# PA11 Carbon Fiber

## General properties

			Test Method
Dedicated for	Lisa PRO <sup>1</sup>		
Nitrogen needed	Yes		
Colour	black		internal
Granulation	?	µm	Laser diffraction
Average granulation	?	µm	Laser diffraction
Refresh ratio <sup>2</sup>	40	%	internal
Bulk density	540	kg/m <sup>3</sup>	PN-EN ISO 60:2010
Printout density	1.09	g/cm <sup>3</sup>	PN-EN ISO 845:2010
Printout water absorption	0.86	%	PN-EN ISO 62:2008

## Thermal properties

			Test Method
Melting temperature	197	°C	PN-EN ISO 11357
Heat Deflection Temperature A at 1.8 MPa	170	°C	PN-EN ISO 75-2:2013-06 / PN-EN ISO 75-2:1998
Heat Deflection Temperature B at 0.45 MPa	191	°C	PN-EN ISO 75-2:2013-06 / PN-EN ISO 75-2:1998

## Mechanical properties

			Test Method
Flexural Strength (X direction)	100	MPa	PN-EN ISO 178:2019
Flexural Modulus (X direction)	3050	MPa	PN-EN ISO 178:2019
Flexural Strength (Z direction)	66.1	MPa	PN-EN ISO 178:2019
Flexural Modulus (Z direction)	1420	MPa	PN-EN ISO 178:2019
Tensile Strength (X direction)	81	MPa	PN-EN ISO 527-1:2012
Tensile modulus (X direction)	2950	MPa	PN-EN ISO 527-1:2012
Elongation at Break (X direction)	24.5	%	PN-EN ISO 527-1:2012
Tensile Strength (Z direction)	47.3	MPa	PN-EN ISO 527-1:2012
Tensile modulus (Z direction)	1490	MPa	PN-EN ISO 527-1:2012
Elongation at Break (Z direction)	17.9	%	PN-EN ISO 527-1:2012
Impact strength (Charpy - unnotched)	113.65	kJ/m <sup>2</sup>	PN-EN ISO 179-1:2010
Shore Hardness in scale	D81		PN-EN ISO 868:2005
Storage Modulus (X direction) @23 °C <sup>3</sup>	4575	MPa	PN-EN ISO 6721
Loss modulus (X direction) @23 °C <sup>3</sup>	172	MPa	PN-EN ISO 6721
Storage Modulus (Z direction) @23 °C <sup>3</sup>	3418	MPa	PN-EN ISO 6721
Loss modulus (Z direction) @23 °C <sup>3</sup>	105	MPa	PN-EN ISO 6721

1. Can be used only with Sinterit Studio Advanced.

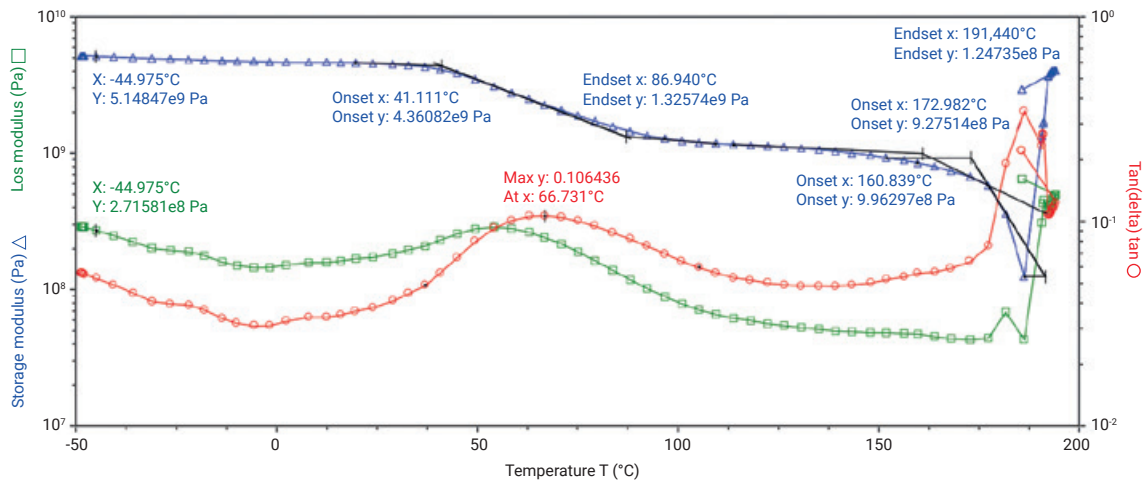
2. Refresh ratio is the amount of refreshing powder that is required to be mixed after the printing with unsintered material.

3. Based on Dynamic mechanical analysis with amplitude 50µm, frequency 10Hz, initial force: 10N.

# PA11 Carbon Fiber

## Dynamic Mechanical Analysis (X axis)

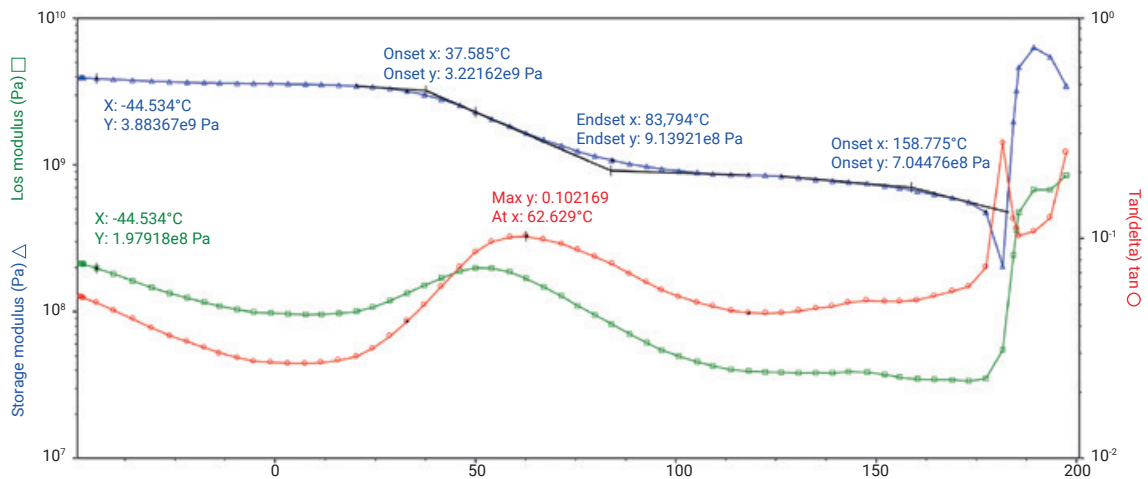
Flexural test: amplitude 50  $\mu\text{m}$ , frequency 10 Hz, initial force: 10 N



	Range 1 (glassy region)		Range 2 (glass transition region)			Range 3 (rubbery plateau)	
Temperature [°C]	-44.975	41.111	41.111	54.180	86.940	86.940	160.839
Storage Modulus [MPa]	5148	4361	4361	3105	1326	1326	996
Loss Modulus [MPa]	271	233	233	287	124	124	47

## Dynamic Mechanical Analysis (Z axis)

Flexural test: amplitude 50  $\mu\text{m}$ , frequency 10 Hz, initial force: 10 N



	Range 1 (glassy region)		Range 2 (glass transition region)			Range 3 (rubbery plateau)	
Temperature [°C]	-44.534	37.585	37.585	54.180	83.794	86.940	158.775
Storage Modulus [MPa]	3884	3222	3222	2292	914	914	705
Loss Modulus [MPa]	198	152	152	199	83	83	35

Information provided within this document are average values for reference and comparison only. Parameters presented in this specification are subject to change. Final part properties may vary based on printed part design and print orientation. All mechanical tests were carried out on samples conditioned to ISO standards only, at (23  $\pm$  2) °C and (50  $\pm$  5) % r. h.